

ALICE & FRIENDS

CREATING STORIES TOGETHER



BY CINDY CHEUNG



ACTIVITIES INCLUDE:

1. Meet the Storytelling Gang
2. Story Starters and Prompts
3. Roll a Story
4. Describe this Scene
5. Character Creator
6. Make a Pocket Comiczine
7. Draw Alice – step by step tutorial
8. A4 Completion Certificate



NATIONAL
Storytelling
WEEK

2-8 February 2026



ALICE & FRIENDS

MEET THE STORYTELLING GANG

Join Alice and friends to create comiczines and your own stories for National Storytelling Week!

ALICE

THE BIG DREAMER


Alice is the ultimate adventurer, no passport needed, just imagination! A curious bunny with a magical strawberry birthmark, she's kind, brave and always there for her friends. When Alice falls asleep, she travels to wonderful dream worlds, inspiring children to imagine, dream big and create their own stories.



LUCKY

THE ROCK-STAR

LUCKY has the fluffiest mane and the biggest heart. He is never far from his red electric guitar. When things get tricky, he turns up the volume and lets the power of rock give him courage. Music fuels Lucky's confidence, helping him to face his fears!



JOY

THE ARTIST

JOY is the sassy and wildly imaginative artist of Dreamville. With her magical paintbrush always in paw, she brings colour, creativity and sparkle wherever she goes. Her cheerful spirit and big imagination spread happiness all around, encouraging children to draw, paint and create their own wonderful worlds.



FRANKIE

THE NUMBERS WHIZZ

FRANKIE loves numbers and solving fun, tricky puzzles. He shows children just how exciting maths can be, turning counting, adding and problem-solving into playful adventures.



BAZZA

THE BUILDER BEAR

BAZZA Bear loves building amazing things from raincloud machines to rainbow bridges. With his big paws and even bigger heart, he's always ready to help and shows children how fun creating and inventing can be.



SUNNY

THE STYLISH SCIENTIST

SUNNY loves experimenting and discovering how things work — showing us that science is fun and full of surprises! When she's out of the lab, she's a confident fashionista, always in the latest stylish gear and ready to help her friends with a smile.



STORY STARTER: WHAT HAPPENS WHEN ALICE SLEEPS?

When Alice sleeps, I think...

When Alice goes to sleep, her bedroom becomes magical!

What do you think happens?

Activity:

Draw a picture and either:

Tell your idea to an adult

Write simple words



Draw a picture



DRAW & TELL: ALICE'S DREAM WORLD

Activity:

Draw and describe what Alice sees in her dream.

Note for parents: a great activity to develop descriptive language.

Who does Alice meet?

Where does she go?

What fun things happen?



Draw a picture

In Alice's dream, she sees...



CREATE YOUR OWN BOOK: **WHEN I SLEEP**

Note for parents: use this exercise to encourage children to illustrate and attempt early writing or mark-making.



My cover page

When I sleep, I go to...

I meet...

We...

and then...

The end...

STORYTELLING PROMPTS

Use these prompts to start your own stories!
You can write, draw, or both.



PROMPT 1:

Alice finds a door that wasn't there yesterday. Where does it lead? Draw or write what she discovers.

PROMPT 2:

Lucky plays a song on his guitar and suddenly the ground furiously starts to shake. What happens next?

PROMPT 3:

Sunny invents a pair of magical shoes that can dance on their own. You wear them first, what magical adventure begins?

PROMPT 4:

Joy paints a picture that comes to life! What does she paint? Draw or describe it. How does it make you feel?

PROMPT 5:

Frankie takes you on a trip to space. Draw and write what would you bring with you.

PROMPT 6:

Bazza builds the cosiest place ever, but it only works when you add something personal. What do you bring?

Print off this page as many times as you like to help you write your stories



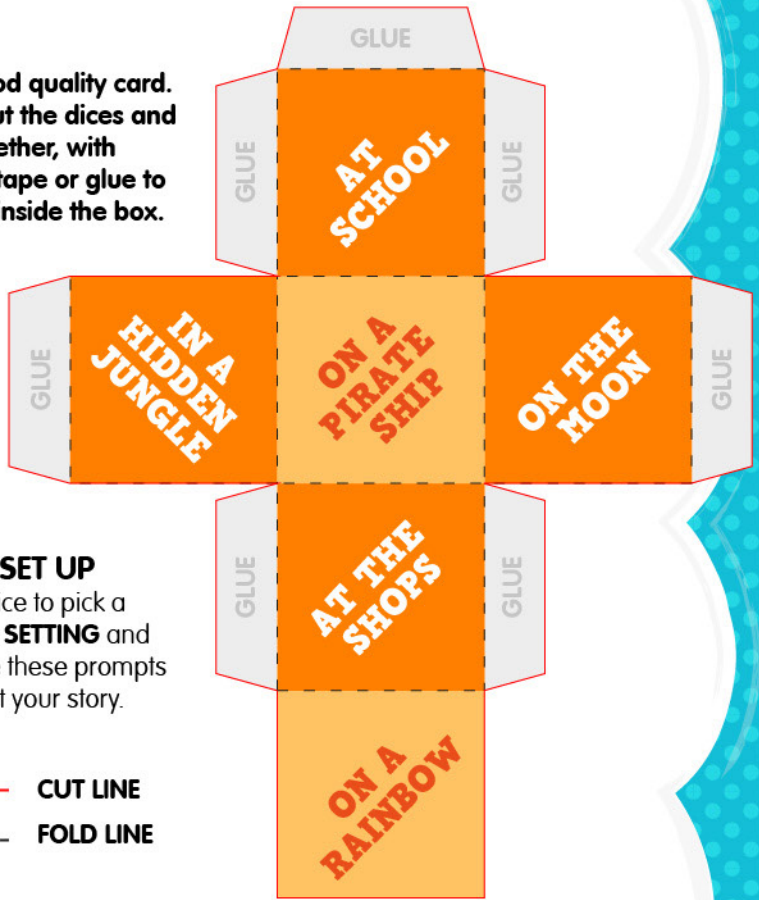
ROLL A STORY

DICE 1: CHARACTER DICE



Print off on good quality card.
Carefully cut out the dices and
fold it together, with
double-sided tape or glue to
stick the tabs inside the box.

DICE 2: SETTING DICE

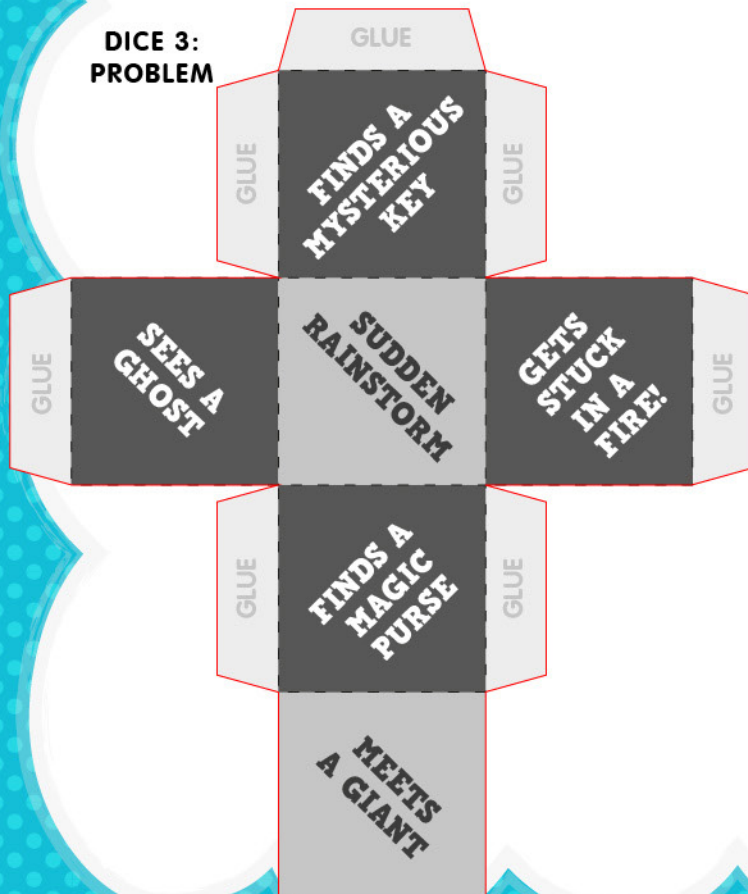


GAME SET UP

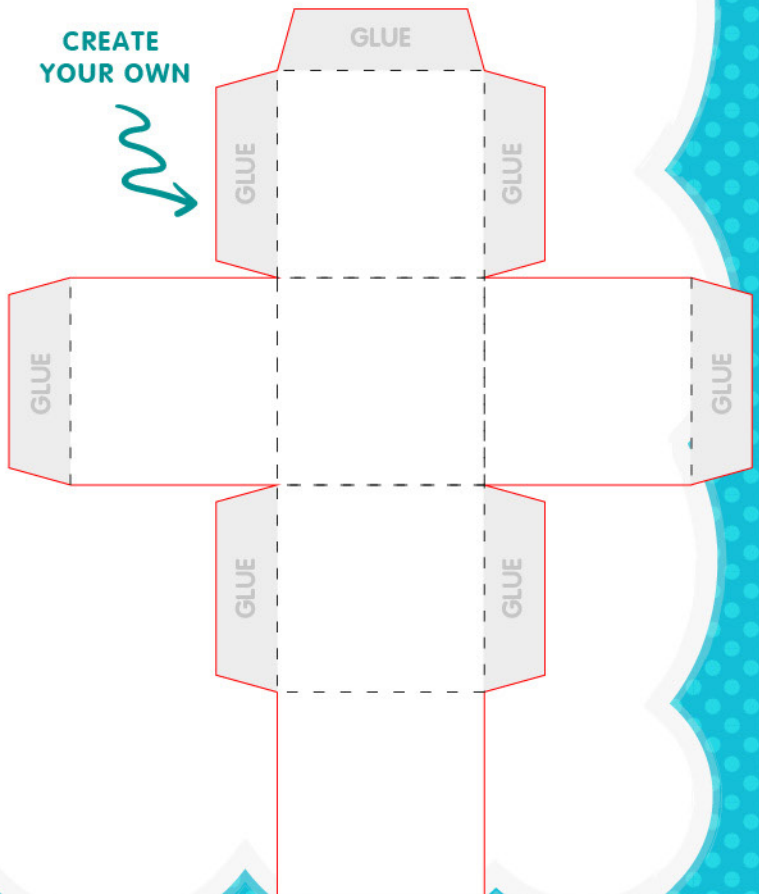
Roll each dice to pick a
CHARACTER, SETTING and
PROBLEM. Use these prompts
to help start your story.

— CUT LINE
- - - FOLD LINE

DICE 3:
PROBLEM



CREATE
YOUR OWN



DESCRIBE THIS SCENE

Use the picture below to inspire your ideas. Write words or sentences that describe what is happening, how it feels, and what might happen next.



Words you could include:

Big
Sneaky
Funny
Curious
Quiet
Hidden
Careful
Surprising
Relaxing
Shiny
Giant



DESCRIBE THIS SCENE

Use the picture below to inspire your ideas. Write words or sentences that describe what is happening, how it feels, and what might happen next.




Words you could include:

Green
Little
Growing
Fresh
Bright
Glowing
Happy
Busy
Warm
New
Earthy



DESCRIBE THIS SCENE

Use the picture below to inspire your ideas. Write words or sentences that describe what is happening, how it feels, and what might happen next.



Words you could include:

Magic
Sparkly
Shiny
Golden
Bright
Soft
Happy
Kind
Dreamy
Silly
Wonderful



CHARACTER CREATOR

Note for parents: Use this Character Creator activity to get children to create their own story characters ready for writing their own stories!

My character is called...


JIMMY THE CRAB

(FOUND IN
WHEN ALICE SLEEPS:
TREASURE MAP)

What are their personality, likes/dislikes and any skills?

Jimmy is an entertaining, happy, giant pink crab who currently has a terrible cold at sea. He's loyal and kindness, always willing to help others but isn't always the sharpest. He's super big and strong!

Draw a sketch of your character



Write a paragraph to best describe your character:

Jimmy is always sniffing out hidden treasure and secret shortcuts. He's curious and just a tiny bit mischievous, but his heart is pure gold.

My favourite part about my character is:

His wild hair and goofy grin.

because:

Makes Jimmy a super loveable When Alice Sleeps friend.

CHARACTER CREATOR

Note for parents: Use this Character Creator activity to get children to create their own story characters ready for writing their own stories!

My character is called...

What are their personality, likes/dislikes and any skills?

Draw a sketch of your character

Write a paragraph to best describe your character:

My favourite part about my character is:

because:

MAKE A POCKET COMICZINE

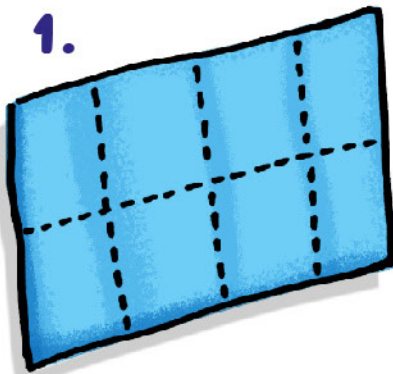
Here we'll show you how to fold and prepare a printed copy of your mini-comic (we call them Pocket Comics) using your "When Alice Sleeps" comic printout.

LET'S CREATE!....

These tiny comics are a blast to make and share! Call it a mini-comic, a 'zine - it's a small portable comic book that fits in your pocket!




1.




Fold along the dotted lines.

2.



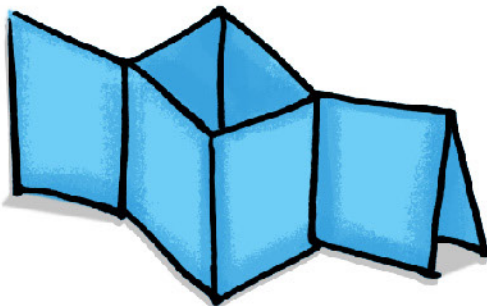
Open it up and cut here!

3.




Fold hot dog style like above

4.



...and pop out the middle

5.




Fold and flatten

6.



Flatten out and write, illustrate your own little story

By



MAKE A PIRATE COMICZINE

MEET THE CREW

Here is
Captain Alice...




SHE LOVES THE FREEDOM OF
SAILING ON THE HIGH SEAS.

and here is
First Mate Frankie...



WHO'S NEVER TOO FAR AWAY FROM
A GOOD SNACK OR FIVE!

and here is
Second Mate
Birdie...



A rough, tough, treasure-loving
pirate who's terrified of water!

and here is
Pirate Mouse Jerry!



When Alice Sleeps 2023 Free for personal. Not for commercial use.

Draw below what you
think the crew will find!



Here is the
Pirate's Treasure!



Join the crew on their
quest to find treasure!


By

LEARN TO *Draw Alice* STEP BY STEP TUTORIAL

Draw and colour
Alice Bunny in
6 easy steps!

Share your artwork
with us @whenalicesleeps

1.



Start with the outline of my lovely round head, adding my long pointy ears.

2.



Next, add wavy lines for my fluffy hair, some sleepy eyes, my button nose and mouth; plus, don't forget my special strawberry birthmark!

3.



Add my whiskers and my body too. Taking shape nicely!

4.



...don't forget the spots on my dungarees

5.



Nearly there!
Add my feet, my hands.
I look GREAT!

6.



Now, colour me in!
Add the little details too.
I look FAB!



You did it!



THIS CERTIFICATE IS PRESENTED TO:

NAME

This certifies you as an official Storytelling Star! Well done for creating magical stories with Alice and friends.

Discover more free
printables at:
whenalicesleeps.com



You are the greatest
project you'll ever work on.

SHARING IS CARING

Share your creations by tagging us
@whenalicesleeps and use **#whenalicesleeps**
for a chance to be featured. It always makes our
day seeing what you come up with!



BY CINDY CHEUNG

NATIONAL
Storytelling
WEEK

2-8 February 2026